












Crystal Lakes Elementary School Attendance Boundary

Legend

-  Crystal Lakes Elem
-  Attendance Boundary
-  Major Roadways
-  Secondary Roadways
-  Municipal Projects
-  County Projects
-  Waterways
-  Loxahatchee Refuge
-  SACs
-  Attendance Boundary



4/12/2006 - RR
Crystal_Lakes_Attendance_2006.mxd

Palm Beach County School District
Planning - GIS



3300 Forest Hill Blvd
West Palm Beach, FL 33406

