









# Limestone Creek Elementary School Attendance Boundary

## Legend

-  Limestone Creek Elem
-  Attendance Boundary
-  Major Roadways
-  Secondary Roadways
-  Municipal Projects
-  County Projects
-  Waterways
-  Loxahatchee Refuge
-  SACs



4/12/2006 - RR  
Limestone\_Creek\_Attendance\_2006.mxd

Palm Beach County School District  
Planning - GIS



3300 Forest Hill Blvd  
West Palm Beach, FL 33406

