










Palm Springs Elementary School Attendance Boundary

- Legend**
-  Palm Springs Elem
 -  Attendance Boundary
 -  Major Roadways
 -  Secondary Roadways
 -  Municipal Projects
 -  County Projects
 -  Waterways
 -  Loxahatchee Refuge
 -  SACs



4/12/2006 - RR
Palm_Springs_Attendance_2006.mxd

Palm Beach County
School District
Planning - GIS



3300 Forest Hill Blvd
West Palm Beach, FL 33406

